

Hawkesbury Woodcraft Co-operative

Incorporating HAWKESBURY WOODTURNERS

Newsletter March 2020

Club Chatter

Just a few words this time.

Virus. As you know the virus is affecting many people, businesses and social groups. Unfortunately it also affects us. The majority of our members are in the "high risk group" and all consideration must be applied. Temporary closure of the club was the only way to go. The board will keep members up to date as much as possible. I refer you all to Neil Collier's eMail regarding things we can do during the shut down. But please, everyone stay safe.

Cancellations. The following cancellations, that we were involved in, have been confirmed

Trend Timber Open Day. The demonstration section has been cancelled so that will include our BBQ. I believe they are continuing with their usual sale.

Hawkesbury Show. Closure follows closure of the Royal.

Australiana Pioneer Village. The APV will be closed until 5th April when a decision will be made for the Easter period. Ian's new roster is still applicable.

The **Remakery project** has been postponed to a further date.

Demonstration. Brendon presented a brilliant presentation on Shellac finishing. He did not go into the full French Polishing procedure but I think a lot of us were relieved. The subject panel came up beautifully after the many coats Brendon applied. Thanks Brendon. It did however show that preparation is vital to the finished effect. Merv and Theresa did their magic on the BBQ that followed. Seemed like a farewell feast.

During shut down. As I said above, I am calling for suggestions as to what we can do as a club during the shut down. I know there are many restrictions to personal movements and gatherings and I do not suggest we go outside these. Is there something we can do at home as a club project? We might still have shavings to bag (if Trend is still in operation) and grass to mow but they seem of little importance in the scheme of things. Please feel free to contact me with your ideas, no matter how weird they might first appear.

Here's hoping the shut down will be short and we all avoid the dreaded virus. I'll try to keep everyone informed of any changes.

Graham Shakespeare.



Brendon Venner -
'Shellac Finishing'

Watch us
on Facebook

"Only as Good as your staff"

OPENING HOURS:

Mon – Fri: 8 – 4.30pm Saturday: 8 – 11.30am.

Sundays, Public Holidays & Long Weekends: Closed

15 Railway Road North, Mulgrave

PO Box 212 Windsor NSW 2756 Phone (02) 4577 5277

Fax (02) 4577 6846 Email sales@trendtimbers.com.au

Web www.trendtimbers.com.au



Wood Turning Lessons

Wood Turning Lathes,
Tools & Accessories

Timber for all home, school
or trade projects

100 Australian/Imported species
box sets, Sandpaper,
Wood Glues, Finishes
& Wood Sample Collection

Contact us today for our
list of species

Safety Instruction sheets

The Instruction Sheets are:

General Safety in the Workshop

Bandsaw Safety

Planer Jointer and Planer Thicknesser

Router and Router Table

Table Saws and Sliding Mitre Saw

Wood Lathes

Please see Graham Shakespeare to obtain Instruction Sheets arrange your Safety Competency Tests or if you have any queries about safety competency testing.

Board members

Chairman	Graham Shakespeare	(02) 4576 1517
Treasurer	Neville Durrington	(02) 4571 3063
Secretary	Brian Snape	(02) 4573 2222
Director	Tom Carr	(02) 4576 3052
Director	Geoff Rawson	(02) 0414 691 280
Director	John Morrissey	(02) 0409 983 712

Group Contacts

• Carving	David Stanley	(02) 4733 2568
• Furniture Restoration	Brendon Venner	(02) 9624 1049
• Scroll Saw	Peter Hathaway	(02) 4576 5529
• Marquetry	Neville Durrington	(02) 4571 3063
• Pyrography	Theresa Apap	0447 156 615
• Woodturning	Brendon Venner	(02) 9624 1049
• Box Making	Neville Durrington	(02) 4571 3063

A Place for Everthing and Everthing in its Place

Our country's flags need a place of importance. Our soldiers have fought and died for them while many have carried them with pride. The flags in the office of Ms. Templeton, Federal Member for Hawkesbury, can now take pride of place thanks to the effort of several members of Hawkesbury Woodcraft Co-operative. Mr. Robert Gailer took this project on with enthusiasm and competency and should be very happy with the final product.

Apart from Robert, Neil Collier helped with the design and Theresa Apap and Muriel Picton worked together on the pyrography for the emblem.

Congratulations Bob and your team on a job well done.



ROSTER PERSONNEL DETAILS 18.12.2019

NAME	HOME	MOBILE
Theresa Apap		0447 156 615
Tom Carr	4576 3052	0415 904 811
John Choma	4735 5120	0404 205 267
Ian Clark	4579 6193	0419 294 736
Neil Collier	4576 3488	0402 076 266
Bob Dixon	4574 2558	
Neville Durrington	4571 3063	0407 400 549
David Henry	4571 4207	0438 232 782
Graham Ramsay	4730 4225	0400 657 267
John Jones	4579 6061	
Peta Jones		0411 049 331
Noel Law	4572 7656	0412 893 220
Lisa DesRoches		0450 659970
Todd DesRoches		0430 792 904
Geoff Rawson		0414 691 280
Merv Rutter	4575 2072	0438 752 072
Graham Shakespeare	4576 1517	
Brian Snape	4573 2222	0417 732 222
Ian West	4721 8709	0411 457 955
Steve Bracken	9628 7560	
John Morrissey		0409 983 712
Ro Mackie	9899 9652	0419 607 489
Peter Hathaway	4739 3978	0497 012 384
Andrew Whitehouse		0417 225 761

ROSTER for AUSTRALIANA PIONEER VILLAGE

April-May-June

2020

the responsibility of each member to ensure that they attend on the rostered day or arrange for another member for your commitment.

April 5th	B Snape	P Snape	
April 12 TH	I West	N Durrington	Easter Sund.
April 13th	M Rutter	N Law	Easter Mond
April 14th	G Shakespeare	J Morrissey	School Holid
April 15 th	I West	N Law	School Holid
April 19th	J Choma	N Collier	Anzac Sund.
April 21st	P Hathaway	I West	School Holid
April 22 nd	M Rutter	I West	School Holid
April 26 th	G Rawson	T Apap	
May 3 rd	G Shakespeare	N Durrington	
May 10th	I West	J Choma	Mothers Da
May 17 th	M Rutter	N Collier	Heritage Fest
May 24 th	T Carr	N Law	
May 31 st	G Rawson	T Apap	A Village Count
June 7 th	M Rutter	N Durrington	Queens Birth
June 8th	B Snape	P Snape	All Things Bri
June 14 th	J Choma	T Carr	

A 'Fun' (?) Guessing Activity During lock-down

Until workshop meeting resumes and whenever there is a lack of photo material for the newsletter, I (designer/publisher *David Stanley*) have taken it upon myself, without editorial permission to fill the empty spaces with photos of past works done by members past and present.

Each one will be captioned with a number only for you to identify re - Maker and description of the work. If you think you have identified the most email me your results and we will publish the first recieved most complete.

Cheating by ringing around and asking is encouraged.

Roster for APV for the next 3 Months.

As we know the Village is closed for the unforeseeable future. (Don't know if that is a real word)

The Roster is ready for when the Village re-opens. You will note that most are rostered on for more days than previous. This is because of less members being available for the job. All members that are not doing a shift currently could you please see if you can spare ONE Sunday or Tuesday or Wednesday during school holidays. This activity is important for the Club, not only as a fund raiser but for keeping our profile in front of the Public and hopefully picking up new members. Please note these comments are mine and are made with no knowledge of our Committee.

Ian

Web Site and Galleries

Galleries and slide shows of photos from the recent *events and* exhibitions including the Hawkesbury Show, can be viewed at <http://oz-wood.com/Hawkesbury%20Woodcraft/index.html>

Blactown show scrollsaw pieces *By Ian West*

Three members of **Riverview Woodcrafters** submitted Scroll sawn pieces for judging at the recent Blacktown Show. Two of those people are also members of

Hawkesbury Woodcraft.

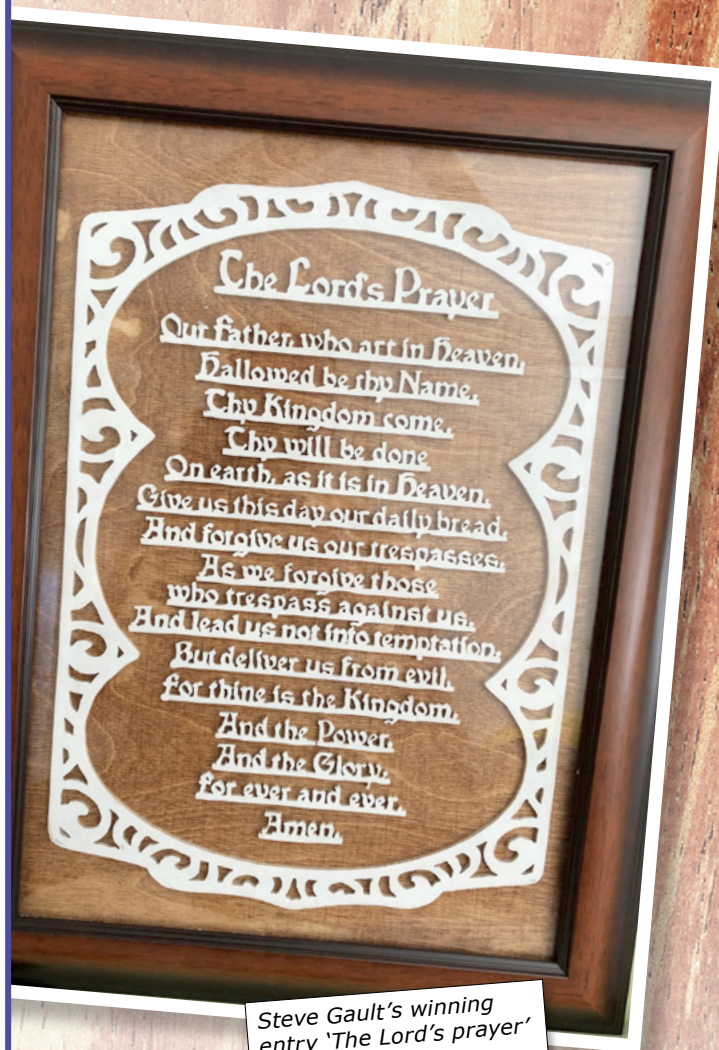
Peter Hathaway received **1st place** for his Scrolled Box and **Steve Gault** received **1st** for his "**Lords Prayer**". Both got a \$50 voucher for use at **Trend Timber**.

Congratulations Peter and Steve for these excellent pieces of work.

Steve will kill me if he reads this but he is legally blind. He never uses this fact as an excuse for not being able to try something. Steve is Secretary of *Penrith Lions Club*, works at club BBQ's and all other activities for the Club and will give anything a go. Steve also accompanies me to the *Wangaratta Scroll Saw weekend* and has for over 5 years.

The only reason I am mentioning this about Steve is to remind ourselves and others that anything is possible if you are willing to give it a go.


Reasons for not being able to do something is different to excuses for not doing.



Steve Gault's winning entry 'The Lord's prayer' Scroll sawn work.



Peter hathaway's winning entry Scroll sawn box.



Editor:

Ian West

Ph 4721 8709

email icwest@optusnet.com.au

Assistant Editor /

Designer/Publisher:

David Stanley

Ph 4733 2568

email davstan@tpg.com.au

Monthly Meeting Dates

Meetings are generally held at **Wilberforce Scout Hall, 15 Woodland's Road Wilberforce.** Unless cancelled or another event takes precedence.

First Saturday	Carving/Marqetry/Scroll Saw <i>Show & Tell plus bring along your woodworking problems and project first Saturday of the month at 11:00am.</i>	10:00am - 4:00pm
Second Saturday	Projects & General Activities	10:00am - 4:00pm
Third Saturday	Woodturners	10:00am - 4:00pm
Fourth Saturday	Triton/Furniture Restoration	10:00am - 4:00pm
Fifth Saturday	Open Day ... All welcome	10:00am - 4:00pm
Second Tuesday	Maintenance Day	10:00am - 4:00pm
Third Tuesday	Scroll Saw/Club Project /Own Project	10:00am - 3:00pm

3




4



5





9



A little levity to start the week!

Most of the 65+ generation were HOME SCHOoled in many ways

1. My mother taught me TO APPRECIATE A JOB WELL DONE .
"If you're going to kill each other, do it outside. I just finished cleaning."
2. My mother taught me RELIGION .
"You better pray that will come out of the carpet."
3. My father taught me about TIME TRAVEL .
"If you don't straighten up, I'm going to knock you into the middle of next week!"
4. My father taught me LOGIC .
" Because I said so, that's why ."
5. My mother taught me MORE LOGIC .
"If you fall out of that swing and break your neck, you're not going to the store with me."
6. My mother taught me FORESIGHT .
"Make sure you wear clean underwear, in case you're in an accident."
7. My father taught me IRONY .
"Keep crying, and I'll give you something to cry about."
8. My mother taught me about the science of OSMOSIS .
"Shut your mouth and eat your supper."
9. My mother taught me about CONTORTIONISM .
"Just you look at that dirt on the back of your neck!"
10. My mother taught me about STAMINA .
"You'll sit there until all that spinach is gone."
11. My mother taught me about WEATHER .
"This room of yours looks as if a tornado went through it."
12. My mother taught me about HYPOCRISY .
"If I told you once, I've told you a million times, don't exaggerate!"
13. My father taught me the CIRCLE OF LIFE .
"I brought you into this world, and I can take you out..."
14. My mother taught me about BEHAVIOR MODIFICATION .
"Stop acting like your father!"
15. My mother taught me about ENVY .
"There are millions of less fortunate children in this world who don't have wonderful parents like you do."
16. My mother taught me about ANTICIPATION .
"Just wait until we get home."
17. My mother taught me about RECEIVING .
"You are going to get it from your father when you get home!"
18. My mother taught me MEDICAL SCIENCE .
"If you don't stop crossing your eyes, they are going to get stuck that way."
19. My mother taught me ESP .
"Put your sweater on; don't you think I know when you are cold?"
20. My father taught me HUMOR .
"When that lawn mower cuts off your toes, don't come running to me."
21. My mother taught me HOW TO BECOME AN ADULT .
"If you don't eat your vegetables, you'll never grow up."
22. My mother taught me GENETICS .
"You're just like your father."
23. My mother taught me about my ROOTS .
"Shut that door behind you. Do you think you were born in a barn?"
24. My mother taught me WISDOM .
"When you get to be my age, you'll understand."
25. My father taught me about JUSTICE .
"One day you'll have kids, and I hope they turn out just like you!"

10

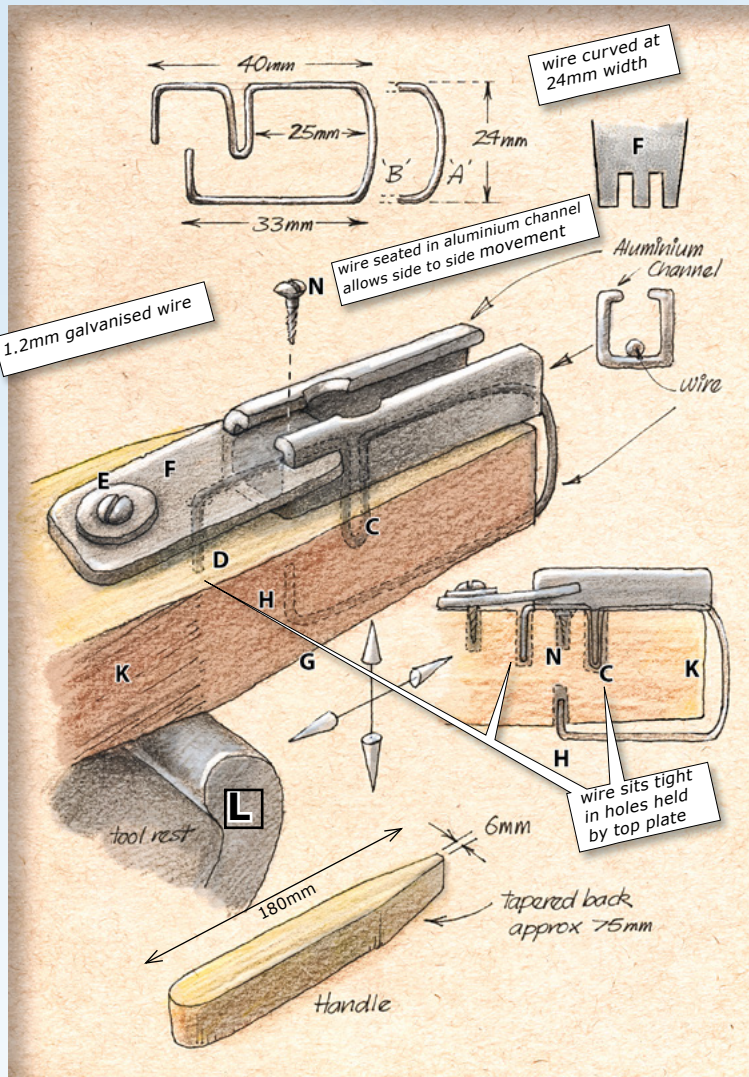


Face-groove, Circle, Burn-line Tool

By Jeff Joseph
(Corrected Version)

Having tried credit card, laminex, Formica, narrow metal etc techniques. I

was not happy with results especially down long grain. so I tried the following method to give an extra wide surface area on the groove-burn.



Wire sits tight in holes **C** and **D** and is held by **E** and **F**. NB: Hole in channel for **C** wire position. Hole **C** and **H** 3mm and **D** 2mm. **N** counter-sunk screw into handle at back and under channel. Tail of wire **G** fits into loose hole **H** to allow **G** to move in all directions without **J** touching back against front end of wood handle **K**. NB: Visibility of wire from side view is important to gauge depth of burn.

After grooving face with skew chisel, set burn tool on t rest **L** just behind **G** and **H**.

Lathe speed at 1600 r.p.m. push burn tool into groove until burn is achieved noting that the 'loose' wire finds the groove. Rub a little 'EEE' into the groove and re-wire to finish.

Joey's Burn wire February 2020

Hawkesbury Wood Craft Cooperative Newsletter March 2020

