

OFFICE BEARERS:

President: Ian Rudd
Vice President: Malcolm Armstrong
Secretary: Graham Ethell
Telephone 9522 7674
Treasurer: Alan Ritchie
Immediate Past President: Ray De Marco
Auxiliary Positions:
Assistant Secretary: Roger Dixon
Assistant Treasurer: Roger Walsh
Project Sub-Committee: Bob Davis, Barry Gardner, Michael Green, Alan Ritchie, Ray Tregoning.
Librarian: Roger Walsh
Safety Officers: Ray De Marco, Roger Dixon, Alan Ritchie, Ian Rudd, Warwick Tame, Ray Tregoning, Ken Tyson.
Welfare Officer: Peter Mott
First Aid Officers: Graham Ethell & Alan Ritchie
Newsletter Editor: Barry Gardner
Assistant Newsletter Editors: Ray De Marco & Fred Seligmann
Catering Officers: Richard Cain, Michael Green, Steve Lansley, Trevor Lewis, Neil Mathews, Lynn Messenger & Roger Walsh
Equipment & Training Sub Committee: Bob Davis, Roger Dixon, Barry Gardner, Terry Murphy, Alan Ritchie, Ian Rudd, Warwick Tame, Ray Tregoning, David Whitney, James Windschuttle
Raffles: Peter Mott
Exhibitions Sub-Committee: Malcolm Armstrong, Bob Davis, Roger Dixon, Graham Ethell, Lyn Messenger, Fred Seligmann,
Property Sub-Committee: Richard Cain, Roger Dixon, Graham Ethell, Bob Quigley, Ian Rudd, Ray Tregoning
Toymaking: Malcolm Armstrong, Roger Dixon, Barry Gardner, Gary Halder,, Steve Lansley, Glen Reeve, Reno Scriberras, Fred Seligmann
Woodcarvers' Liason: Don Williams



*Power corrupts,
absolute power
means we can
run a hell of a
lot more power
tools.*

Our June Maxiday theme in part was

The story on Sawblades. What blade should be used for what whether it be for the Table Saw, the Band Saw, the Japanese Saw, the Scroll Saw, the Jig Saw, and any other saw that comes to mind.

Our day started once the general meeting was completed with a couple of Youtube videos of, one might say, how not to sharpen a tungsten tip circular saw blade on a table saw. This video left most dumfounded when the demonstrator showed a 12" diamond tipped unprotected blade spinning on a table saw bench while the demonstrator fed into the turning blade freehand a 10" tungsten tip blade raised from the table with a piece of Gybrock (Drywall).

After this sobering video we were entertained in far more practical and safer practices relating to saws and saw sharpening when Ray Tregoning led us through his apprenticeship in saw sharpening in the 1960's and displayed some of the blades and tools used in this expert trade. These are seen in the following photographs together with some of the equipment upon which he worked.



Many thanks Ray for a great presentation.



Peter O'Connell has sent these photos in of a Barley Twist making Lathe he saw recently at "Monte Christo" reported to be the most haunted house in Australia at Junee, NSW. It looks like it would be easier to make Barley Twist legs than by hand.

A VISIT TO THE GOLD COAST WOODTURNERS CLUB:

A visit to the Mudgeeraba Show last month I met up with Jack Williams, secretary of the Gold Coast Woodturners, at their Exhibition hall at the Showground. Jack regularly sends us copies of their Club's newsletter which I email to our members. Similarly he is on our email list to receive Sawdust & Shavings. The Club holds an extensive competition at this Show and some of the entries are seen in the photo at right.

I took up Jack's invitation to visit their Club the following Tuesday and met with their President and a number of their members. One of whom, Norm Rainnie, took me in tow and showed me around.



The Club has been in operation since 1983 and has a current membership of just over 130. Their premises are located at the Tallai Heritage Park and includes a heritage listed cottage (see photo). I was envious of the space they have.



Many thanks Norm for showing me around your very energetic, happy and prosperous Club. Look forward to reciprocating your hospitality when you are next in Sydney. Ed



Raffle Prize Winners

JUNE 2017

MAXIDAY

1st Prize:	Frank Van Luyt	\$25.00
2nd Prize	Barry Gardner	\$15.00
3rd Prize	Peter O'Connell	\$5.00
4th Prize	Maurice Smith	Bottle of Wine

MAXIDAY:

SATURDAY 8 JULY, 2017 AGENDA

8:45am	Open Lilli Pilli Workshop
9:00am	Monthly Meeting
9.30am	Video on Operation of Dremel
10:00am	Morning Tea
10:30am	Show & Tell
11:00am	Laguna Band Saw Demonstration
11:20	The Story of wood. What wood to use for what job. What wood we have available in the Club stocks. Wood dust problems and what wood to avoid. Drying of wood
12:00noon	Lunch
1:00pm	Discussion on the handy Dremel tools
2:00pm	Raffle Draw
2:15pm	Members own projects

NOTICE TO MEMBERS

**Your 2017-2018
subscription
of \$30.00
is now overdue.**

Please pay Treasurer Alan asap to ensure you remain financial

Another Nonagenarian in our midst! **JOHN REGAN**

John is one of the Club's Foundation members, joining in 1998 when the Club was first formed. Unfortunately we have not seen him at Lilli Pilli for some time due to his health problems.

John attained the grand age of 90 on 24 June Last.

Congratulations John from all your friends at the Workshop. We hope you had an enjoyable day celebrating this significant milestone with your family.




OUR 2017 TOYMAKING PLANK COMPETITION IS ON AGAIN

YOU HAVE TO BE IN IT TO WIN IT

There are some planks just waiting for you to make your toy masterpiece. Please see Ray De Marco.

**IT IS NOT TOO LATE TO ENTER THIS FUN
COMPETITION. YOU HAVE UNTIL SEPTEMBER
8, 2017 TO COMPLETE YOUR ENTRY. THAT IS 63
DAYS TO COMPLETE YOUR TOY MASTERPIECE.**

A NOTE FROM OUR TASSY BOUND MODEL MAKER



The TIMBER & WORKING with WOOD SHOW REPORT.

Roger, Ian and Ray visited the Show at the Sydney Showground on Friday 23 June.

Apart from our personal interest we were on a mission to purchase various items for Club use and some fittings to finish assembly of the swish ball table.

The show is in one hall and seems to be shrinking. Noticeably missing this year was McJing. We were in and out in 3 1/2 hours. As we needed parts for the swish table Ian and Ray decided that they would visit McJing at Yagoona on the following Monday to purchase knobs and threaded inserts. They also picked up 6 small spring loaded cramps for small jobs and a cleaning stick for the finisher and drum sander.



Ian asking for bobbin sanding tubes. None available, still looking for another supplier. We were however able to get some 125mm discs for our hand sander and brass escutcheon

pins for the Owls wings



This Carbatec pedestal drill was interesting in that it has an adjustable throat and at \$499 would be a good choice if we ever had to replace one of our existing machines.



Another interesting thing was this hand sanding block with a vacuum port. It uses a perforated sand paper that is \$5 per sheet (5 times the price of ordinary paper) but I

imagine it would last a lot longer.



Central Coast woodturners back again



Here is something new. This guy set up a stage for his display and demonstration on how to make stools



MacArthur and Menai woodturners displaying a quite large variety of items.



The Gifkin Jig demonstration is still popular

We also purchased a Resaw King carbide tooth band saw blade (1.5mm kerf) 2/3 TPI for our Laguna 14" & 2 small cramps. (A report by Roger Dixon. Many thanks Roger Ed.)

Tips & Tricks

As part of our theme for the June Maxiday was to ask members to impart their woodworking tips and tricks. The following are some of the responses.

- Neil Matthews though not present at the meeting did email his tip and advised “The best tip I ever received was during my apprenticeship as an electrician. At that time just about every house used Fibro somewhere in its construction. My boss threatened to kick my backside if I ever used a saw to cut Fibro. Use this tool, which is specially designed to cut Fibro and besides it buggers the saw!”
- Richard Cain advised that during his training he was told never choke the hammer. Always hold it at the end of the shaft. He further advised irrespective of this advice he still tries to choke the hammer.
- David Johnson advised when hammering never wrap your thumb around the item to be hammered. Always tuck it in on the same side as your fingers. It avoids hitting your thumb.
- Roger Dixon advised “This tip is for saws that have a reflective surface such as a Japanese saw. Example. Imagine you have a length of 4" x 2" timber and you want to shorten it by removing say 4". Scribe a line where you want to cut, place the saw on the line and begin the cut. As you pull the saw towards you check the reflection on the offcut side and if you go off line you will see the offcut image move with you. Simply move the saw left or right until the image is in a straight line.”

- Gary Halder advised “My tip was that the drill bit is not the only dangerous part of the drill press; be very careful that you clamp your timber down in case it catches. Pictures shown where I was reminded of this! I have shown what I did and what I should have done.



- Ian Rudd advised “When setting the thicknesser you need to always add 25mm to the existing thickness of your timber. This allows for the fixed sled thickness of 25 mm that is the under table on the machine. Rather than doing the maths of adding 25mm every time you want to set the machine just use your measuring rule as shown in the accompanying photograph. With the rule at 25 mm on one edge you can see the thicknesser needs to be set to 59 mm. The rule does the addition for you!”



- Barry Gardner advised that when cutting shapes on either the bandsaw or the scroll saw be always aware of where the scrap wood is and use it to get a better line on the cut you are making. Cutting away scrap will generally give you a better angle to cut a curve and at the same time not put as much pressure on the blade. Also on the scroll saw if you are required to make a sharp corner ie of 90 degrees or an acute angle then again try to avoid making the angle in one cut and instead make a small circular cut on the scrap side opposite the angle. Let the small scrap piece fall out giving you room to move the blade into the correct position to continue the acute angle cut.
- Warwick Tame advised “I was told by my father never to place a wood working plane blade side down on any surface. Always place the plane on it's side so as not to damage the blade.”
- Michael Green advised “The tip I gave at the Maxiday was that if you have a woodworking task or job that can be done by either hand tools or power tools choose the hand tool method. This is because :
 1. It is safer.
 2. It generally generates less saw dust.
 3. On many occasions, it is just as fast to use hand tools, if not faster. This is because there is generally no set up of a machine or minute calculations or adjustments. This is of course a generalisation. It applies particularly when there are small jobs that are not repetitive.”

Tips & Tricks continued from page 4

- Graham Ethell advised "My tip related to the use of a hand held router (as distinct from using it in a table).

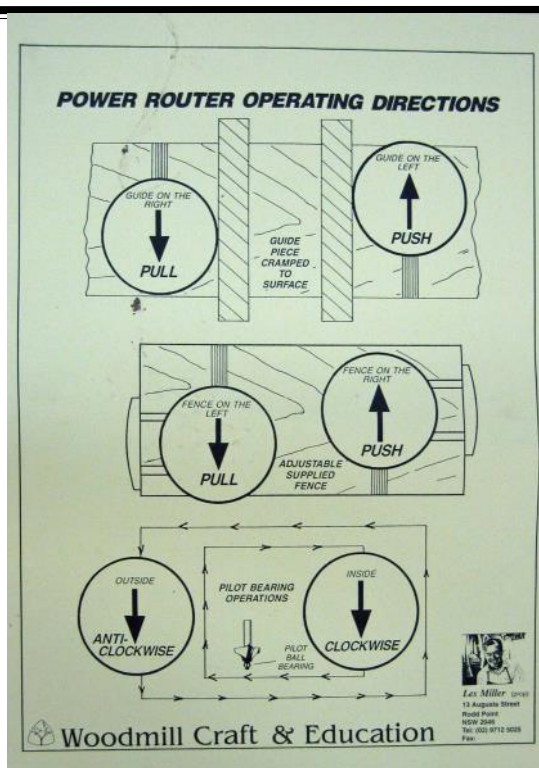
When using it against a fence, pull the router towards you if the fence is on the right, push it away from you if the fence is on the left. This is because the router has a natural tendency to pull to the left.

There are similar conditions if you are using a fence attached to the router, or if you are routing the inside of a piece of timber.

I first bought a router before I joined the Club, never having had one previously, and proceeded to cut some trenches. Not knowing the above, some of the trenches were much wider than required.

It was only a couple of years later at the first Wood Show I attended that I bought a chart prepared by the late Les Miller which shows diagrammatically which way to push/pull for various scenarios and I realised why I had had problems. Our worthy Editor occasionally reproduces this Chart in the Newsletter."

The Chart is seen at right .Ed.



- Ray De Marco advised "Tip: Accurate drop saw cuts.

Using the Makita Drop saw accurate and identical same length cuts can be made using a stop block method or a purpose made jig.

This stop block method is made up of and uses two pieces of timber that are always in the same position to locate the timber prior to the cutting of identical lengths. The blocks are located on the right hand side of the cutting edge of the blade so that the length of timber to be cut is fed up to the face of the block that is the one to be removed prior to cutting. The other, the right hand one has been clamped against the fence to ensure the lengths are consistent. So, the blocks are tight when the timber to be cut is pushed against the blocks.

Normal safety applies where the hand is not near the block when cutting, the timber to be cut is clamped on the left of the blade and also the blade should finish spinning before lifting the arm to reduce any small cuts being propelled.

John Field provided a few tips and provided these notes "

Tip A

There is an old wood machining safety rule that applies when machining timber, this rule is called

The 3" Rule - 75mm in current dimensions. Always keep fingers 75mm from all cutting edges. If you must hold material smaller than 75mm, use pushsticks, pushblocks or featherboards to safely move material past the cutting edge. You should never place your hand directly in front of the cut line, even if it is more than 75mm away; again use pushsticks, pushblocks or featherboards to safely move your material past the cutting edge.

Tip B

Before switching a machine on:

Do a trial run with your material in front of you, go through step-by-step the sequence of where your material and hands will be during the cutting process.

MATERIAL: Know where the material and off-cut will be; before you start the cut, during the cut and after the cut.

HANDS & FINGERS: Know where your hands and fingers will be; before you start the cut, during the cut and after the cut.

This is the time to decide if pushsticks or other hold down devices will be required - have them ready at the machine BEFORE YOU SWITCH THE MACHINE ON.

General Tip

Tip C

If you have to make light cuts on small items, example routing a small rebate or using a rounding over bit, attach material to a larger piece of timber using a quality high strength double sided tape, ensuring both items are firmly attached to each other.

Use a push stick or other hold down device to ensure your product will not move during the cutting process.

Warning: Do not use low strength double sided tapes, as the adhesive qualities are not suitable for this application.

CLUB SHIRTS

Club shirts have been unavailable for some time due to the previous contact being unable to continue to supply them. We have now made alternative arrangements to obtain the same brand shirts embroidered with the Club logo and your name. Cost is \$30.

We will be submitting an order on Monday 10 July, so if you would like a shirt, please see Don Williams by this Saturday's maxi day with your \$30.

As we have to buy at least 6-7 shirts at a time, if you miss out now you may have to wait awhile until we get more orders.

DREMEL ACCESSORY GUIDE

Carving / Engraving / Sculpture / Carving / Taper / Grind	1/8" 4.8mm	3/16" 12mm	1/4" 12.7mm	3/8" 9.5mm	1/2" 12.7mm	5/8" 15.9mm	3/4" 19.1mm	1" 25.4mm	1 1/4" 31.8mm	1 1/2" 38.1mm	1 3/4" 44.5mm	2" 50.8mm	2 1/2" 63.5mm	3" 76.2mm	3 1/2" 89.1mm	4" 101.6mm	4 1/2" 114.3mm	5" 127mm	5 1/2" 139.7mm	6" 152.4mm	6 1/2" 165.1mm	7" 177.8mm	7 1/2" 190.5mm	8" 203.2mm	8 1/2" 215.9mm	9" 228.6mm	9 1/2" 241.3mm	10" 254mm	10 1/2" 266.7mm	11" 279.4mm	11 1/2" 292.1mm	12" 304.8mm	12 1/2" 317.5mm	13" 330.2mm	13 1/2" 342.9mm	14" 355.6mm	14 1/2" 368.3mm	15" 381mm	15 1/2" 393.7mm	16" 406.4mm	16 1/2" 419.1mm	17" 431.8mm	17 1/2" 444.5mm	18" 457.2mm	18 1/2" 469.9mm	19" 482.6mm	19 1/2" 495.3mm	20" 508mm	20 1/2" 520.7mm	21" 533.4mm	21 1/2" 546.1mm	22" 558.8mm	22 1/2" 571.5mm	23" 584.2mm	23 1/2" 596.9mm	24" 609.6mm	24 1/2" 622.3mm	25" 635mm	25 1/2" 647.7mm	26" 660.4mm	26 1/2" 673.1mm	27" 685.8mm	27 1/2" 698.5mm	28" 711.2mm	28 1/2" 723.9mm	29" 736.6mm	29 1/2" 749.3mm	30" 762mm	30 1/2" 774.7mm	31" 787.4mm	31 1/2" 800.1mm	32" 812.8mm	32 1/2" 825.5mm	33" 838.2mm	33 1/2" 850.9mm	34" 863.6mm	34 1/2" 876.3mm	35" 889mm	35 1/2" 901.7mm	36" 914.4mm	36 1/2" 927.1mm	37" 939.8mm	37 1/2" 952.5mm	38" 965.2mm	38 1/2" 977.9mm	39" 990.6mm	39 1/2" 1003.3mm	40" 1016mm	40 1/2" 1028.7mm	41" 1041.4mm	41 1/2" 1054.1mm	42" 1066.8mm	42 1/2" 1079.5mm	43" 1092.2mm	43 1/2" 1104.9mm	44" 1117.6mm	44 1/2" 1130.3mm	45" 1143mm	45 1/2" 1155.7mm	46" 1168.4mm	46 1/2" 1181.1mm	47" 1193.8mm	47 1/2" 1206.5mm	48" 1219.2mm	48 1/2" 1231.9mm	49" 1244.6mm	49 1/2" 1257.3mm	50" 1270mm	50 1/2" 1282.7mm	51" 1295.4mm	51 1/2" 1308.1mm	52" 1320.8mm	52 1/2" 1333.5mm	53" 1346.2mm	53 1/2" 1358.9mm	54" 1371.6mm	54 1/2" 1384.3mm	55" 1397mm	55 1/2" 1409.7mm	56" 1422.4mm	56 1/2" 1435.1mm	57" 1447.8mm	57 1/2" 1460.5mm	58" 1473.2mm	58 1/2" 1485.9mm	59" 1498.6mm	59 1/2" 1511.3mm	60" 1524mm	60 1/2" 1536.7mm	61" 1549.4mm	61 1/2" 1562.1mm	62" 1574.8mm	62 1/2" 1587.5mm	63" 1600.2mm	63 1/2" 1612.9mm	64" 1625.6mm	64 1/2" 1638.3mm	65" 1651mm	65 1/2" 1663.7mm	66" 1676.4mm	66 1/2" 1689.1mm	67" 1701.8mm	67 1/2" 1714.5mm	68" 1727.2mm	68 1/2" 1739.9mm	69" 1752.6mm	69 1/2" 1765.3mm	70" 1778mm	70 1/2" 1790.7mm	71" 1803.4mm	71 1/2" 1816.1mm	72" 1828.8mm	72 1/2" 1841.5mm	73" 1854.2mm	73 1/2" 1866.9mm	74" 1881.6mm	74 1/2" 1894.3mm	75" 1907mm	75 1/2" 1919.7mm	76" 1932.4mm	76 1/2" 1945.1mm	77" 1957.8mm	77 1/2" 1970.5mm	78" 1983.2mm	78 1/2" 1995.9mm	79" 2008.6mm	79 1/2" 2021.3mm	80" 2034mm	80 1/2" 2046.7mm	81" 2059.4mm	81 1/2" 2072.1mm	82" 2084.8mm	82 1/2" 2097.5mm	83" 2110.2mm	83 1/2" 2122.9mm	84" 2135.6mm	84 1/2" 2148.3mm	85" 2161mm	85 1/2" 2173.7mm	86" 2186.4mm	86 1/2" 2199.1mm	87" 2211.8mm	87 1/2" 2224.5mm	88" 2237.2mm	88 1/2" 2249.9mm	89" 2262.6mm	89 1/2" 2275.3mm	90" 2288mm	90 1/2" 2300.7mm	91" 2313.4mm	91 1/2" 2326.1mm	92" 2338.8mm	92 1/2" 2351.5mm	93" 2364.2mm	93 1/2" 2376.9mm	94" 2390.6mm	94 1/2" 2403.3mm	95" 2416mm	95 1/2" 2428.7mm	96" 2441.4mm	96 1/2" 2454.1mm	97" 2466.8mm	97 1/2" 2479.5mm	98" 2492.2mm	98 1/2" 2504.9mm	99" 2517.6mm	99 1/2" 2530.3mm	100" 2542mm	100 1/2" 2554.7mm	101" 2567.4mm	101 1/2" 2580.1mm	102" 2592.8mm	102 1/2" 2605.5mm	103" 2618.2mm	103 1/2" 2630.9mm	104" 2643.6mm	104 1/2" 2656.3mm	105" 2669mm	105 1/2" 2681.7mm	106" 2694.4mm	106 1/2" 2707.1mm	107" 2719.8mm	107 1/2" 2732.5mm	108" 2745.2mm	108 1/2" 2757.9mm	109" 2770.6mm	109 1/2" 2783.3mm	110" 2796mm	110 1/2" 2808.7mm	111" 2821.4mm	111 1/2" 2834.1mm	112" 2846.8mm	112 1/2" 2859.5mm	113" 2872.2mm	113 1/2" 2884.9mm	114" 2897.6mm	114 1/2" 2910.3mm	115" 2923mm	115 1/2" 2935.7mm	116" 2948.4mm	116 1/2" 2961.1mm	117" 2973.8mm	117 1/2" 2986.5mm	118" 2999.2mm	118 1/2" 3011.9mm	119" 3024.6mm	119 1/2" 3037.3mm	120" 3048mm	120 1/2" 3060.7mm	121" 3073.4mm	121 1/2" 3086.1mm	122" 3098.8mm	122 1/2" 3111.5mm	123" 3124.2mm	123 1/2" 3136.9mm	124" 3149.6mm	124 1/2" 3162.3mm	125" 3175mm	125 1/2" 3187.7mm	126" 3200.4mm	126 1/2" 3213.1mm	127" 3225.8mm	127 1/2" 3238.5mm	128" 3251.2mm	128 1/2" 3263.9mm	129" 3276.6mm	129 1/2" 3289.3mm	130" 3302mm	130 1/2" 3314.7mm	131" 3327.4mm	131 1/2" 3340.1mm	132" 3352.8mm	132 1/2" 3365.5mm	133" 3378.2mm	133 1/2" 3390.9mm	134" 3403.6mm	134 1/2" 3416.3mm	135" 3429mm	135 1/2" 3441.7mm	136" 3454.4mm	136 1/2" 3467.1mm	137" 3479.8mm	137 1/2" 3492.5mm	138" 3505.2mm	138 1/2" 3517.9mm	139" 3530.6mm	139 1/2" 3543.3mm	140" 3556mm	140 1/2" 3568.7mm	141" 3581.4mm	141 1/2" 3594.1mm	142" 3606.8mm	142 1/2" 3619.5mm	143" 3632.2mm	143 1/2" 3644.9mm	144" 3657.6mm	144 1/2" 3670.3mm	145" 3683mm	145 1/2" 3695.7mm	146" 3708.4mm	146 1/2" 3721.1mm	147" 3733.8mm	147 1/2" 3746.5mm	148" 3759.2mm	148 1/2" 3771.9mm	149" 3784.6mm	149 1/2" 3797.3mm	150" 3810mm	150 1/2" 3822.7mm	151" 3835.4mm	151 1/2" 3848.1mm	152" 3860.8mm	152 1/2" 3873.5mm	153" 3886.2mm	153 1/2" 3898.9mm	154" 3911.6mm	154 1/2" 3924.3mm	155" 3937mm	155 1/2" 3949.7mm	156" 3962.4mm	156 1/2" 3975.1mm	157" 3987.8mm	157 1/2" 4000.5mm	158" 4013.2mm	158 1/2" 4025.9mm	159" 4038.6mm	159 1/2" 4051.3mm	160" 4064mm	160 1/2" 4076.7mm	161" 4089.4mm	161 1/2" 4102.1mm	162" 4114.8mm	162 1/2" 4127.5mm	163" 4140.2mm	163 1/2" 4152.9mm	164" 4165.6mm	164 1/2" 4178.3mm	165" 4191mm	165 1/2" 4203.7mm	166" 4216.4mm	166 1/2" 4229.1mm	167" 4241.8mm	167 1/2" 4254.5mm	168" 4267.2mm	168 1/2" 4279.9mm	169" 4292.6mm	169 1/2" 4305.3mm	170" 4318mm	170 1/2" 4330.7mm	171" 4343.4mm	171 1/2" 4356.1mm	172" 4368.8mm	172 1/2" 4381.5mm	173" 4394.2mm	173 1/2" 4406.9mm	174" 4419.6mm	174 1/2" 4432.3mm	175" 4445mm	175 1/2" 4457.7mm	176" 4470.4mm	176 1/2" 4483.1mm	177" 4495.8mm	177 1/2" 4508.5mm	178" 4521.2mm	178 1/2" 4533.9mm	179" 4546.6mm	179 1/2" 4559.3mm	180" 4572mm	180 1/2" 4584.7mm	181" 4597.4mm	181 1/2" 4610.1mm	182" 4622.8mm	182 1/2" 4635.5mm	183" 4648.2mm	183 1/2" 4660.9mm	184" 4673.6mm	184 1/2" 4686.3mm	185" 4699mm	185 1/2" 4711.7mm	186" 4724.4mm	186 1/2" 4737.1mm	187" 4749.8mm	187 1/2" 4762.5mm	188" 4775.2mm	188 1/2" 4787.9mm	189" 4800.6mm	189 1/2" 4813.3mm	190" 4826mm	190 1/2" 4838.7mm	191" 4851.4mm	191 1/2" 4864.1mm	192" 4876.8mm	192 1/2" 4889.5mm	193" 4902.2mm	193 1/2" 4914.9mm	194" 4927.6mm	194 1/2" 4940.3mm	195" 4953mm	195 1/2" 4965.7mm	196" 4978.4mm	196 1/2" 4991.1mm	197" 5003.8mm	197 1/2" 5016.5mm	198" 5029.2mm	198 1/2" 5041.9mm	199" 5054.6mm	199 1/2" 5067.3mm	200" 5080mm	200 1/2" 5092.7mm	201" 5105.4mm	201 1/2" 5118.1mm	202" 5130.8mm	202 1/2" 5143.5mm	203" 5156.2mm	203 1/2" 5168.9mm	204" 5181.6mm	204 1/2" 5194.3mm	205" 5207mm	205 1/2" 5219.7mm	206" 5232.4mm	206 1/2" 5245.1mm	207" 5257.8mm	207 1/2" 5270.5mm	208" 5283.2mm	208 1/2" 5295.9mm	209" 5308.6mm	209 1/2" 5321.3mm	210" 5334mm	210 1/2" 5346.7mm	211" 5359.4mm	211 1/2" 5372.1mm	212" 5384.8mm	212 1/2" 5397.5mm	213" 5410.2mm	213 1/2" 5422.9mm	214" 5435.6mm	214 1/2" 5448.3mm	215" 5461mm	215 1/2" 5473.7mm	216" 5486.4mm	216 1/2" 5499.1mm	217" 5511.8mm	217 1/2" 5524.5mm	218" 5537.2mm	218 1/2" 5549.9mm	219" 5562.6mm	219 1/2" 5575.3mm	220" 5588mm	220 1/2" 5600.7mm	221" 5613.4mm	221 1/2" 5626.1mm	222" 5638.8mm	222 1/2" 5651.5mm	223" 5664.2mm	223 1/2" 5676.9mm	224" 5689.6mm	224 1/2" 5702.3mm	225" 5715mm	225 1/2" 5727.7mm	226" 5740.4mm	226 1/2" 5753.1mm	227" 5765.8mm	227 1/2" 5778.5mm	228" 5791.2mm	228 1/2" 5803.9mm	229" 5816.6mm	229 1/2" 5829.3mm	230" 5842mm	230 1/2" 5854.7mm	231" 5867.4mm	231 1/2" 5880.1mm	232" 5892.8mm	232 1/2" 5905.5mm	233" 5918.2mm	233 1/2" 5930.9mm	234" 5943.6mm	234 1/2" 5956.3mm	235" 5969mm	235 1/2" 5981.7mm	236" 5994.4mm	236 1/2" 6007.1mm	237" 6019.8mm	237 1/2" 6032.5mm	238" 6045.2mm	238 1/2" 6057.9mm	239" 6070.6mm	239 1/2" 6083.3mm	240" 6096mm	240 1/2" 6108.7mm	241" 6121.4mm	241 1/2" 6134.1mm	242" 6146.8mm	242 1/2" 6159.5mm	243" 6172.2mm	243 1/2" 6184.9mm	244" 6197.6mm	244 1/2" 6210.3mm	245" 6223mm	245 1/2" 6235.7mm	246" 6248.4mm	246 1/2" 6261.1mm	247" 6273.8mm	247 1/2" 6286.5mm	248" 6299.2mm	248 1/2" 6311.9mm	249" 6324.6mm	249 1/2" 6337.3mm	250" 6350mm	250 1/2" 6362.7mm	251" 6375.4mm	251 1/2" 6388.1mm	252" 6400.8mm	252 1/2" 6413.5mm	253" 6426.2mm	253 1/2" 6438.9mm	254" 6451.6mm	254 1/2" 6464.3mm	255" 6477mm	255 1/2" 6489.7mm	256" 6502.4mm	256 1/2" 6515.1mm	257" 6527.8mm	257 1/2" 6540.5mm	258" 6553.2mm	258 1/2" 6565.9mm	259" 6578.6mm	259 1/2" 6591.3mm	260" 6604mm	260 1/2" 6616.7mm	261" 6629.4mm	261 1/2" 6642.1mm	262" 6654.8mm	262 1/2" 6667.5mm	263" 6680.2mm	263 1/2" 6692.9mm	264" 6705.6mm	264 1/2" 6718.3mm	265" 6731mm	265 1/2" 6743.7mm	266" 6756.4mm	266 1/2" 6769.1mm	267" 6781.8mm	267 1/2" 6794.5mm	268" 6807.2mm	268 1/2" 6819.9mm	269" 6832.6mm	269 1/2" 6845.3mm	270" 6858mm	270 1/2" 6870.7mm	271" 6883.4mm	271 1/2" 6896.1mm	272" 6908.8mm	272 1/2" 6921.5mm	273" 6934.2mm	273 1/2" 6946.9mm	274" 6959.6mm	274 1/2" 6972.3mm	275" 6985mm	275 1/2" 6997.7mm	276" 7010.4mm	276 1/2" 7023.1mm	277" 7035.8mm	277 1/2" 7048.5mm	278" 7061.2mm	278 1/2" 7073.9mm	279" 7086.6mm	279 1/2" 7099.3mm	280" 7112mm	280 1/2" 7124.7mm	281" 7137.4mm	281 1/2" 7150.1mm	282" 7162.8mm	282 1/2" 7175.5mm	283" 7188.2mm	283 1/2" 7200.9mm	284" 7213.6mm	284 1/2" 7226.3mm	285" 7239mm	285 1/2" 7251.7mm	286" 7264.4mm	286 1/2" 7277.1mm	287" 7289.8mm	287 1/2" 7302.5mm	288" 7315.2mm	288 1/2" 7327.9mm	289" 7340.6mm	289 1/2" 7353.3mm	290" 7366mm	290 1/2" 7378.7mm	291" 7391.4mm	291 1/2" 7404.1mm	292" 7416.8mm	292 1/2" 7429.5mm	293" 7442.2mm	293 1/2" 7454.9mm	294" 7467.6mm	294 1/2" 7480.3mm	295" 7493mm	295 1/2" 7505.7mm	296" 7518.4mm	296 1/2" 7531.1mm	297" 7543.8mm	297 1/2" 7556.5mm	298" 7569.2mm	298 1/2" 7581.9mm	299" 7594.6mm	299 1/2" 7607.3mm	300" 7620mm	300 1/2" 7632.7mm	301" 7645.4mm	301 1/2" 7658.1mm	302" 7670.8mm	302 1/2" 7683.5mm	303" 7696.2mm	303 1/2" 7708.9mm	304" 7721.6mm	304 1/2" 7734.3mm	305" 7747mm	305 1/2" 7759.7mm	306" 7772.4mm	306 1/2" 7785.1mm	307" 7797.8mm	307 1/2" 7810.5mm	308" 7823.2mm	308 1/2" 7835.9mm	309" 7848.6mm	309 1/2" 7861.3mm	310" 7874mm	310 1/2" 7886.7mm	311" 7899.4mm	311 1/2" 7912.1mm	312" 7924.8mm	312 1/2" 7937.5mm	313
---	------------	------------	-------------	------------	-------------	-------------	-------------	-----------	---------------	---------------	---------------	-----------	---------------	-----------	---------------	------------	----------------	----------	----------------	------------	----------------	------------	----------------	------------	----------------	------------	----------------	-----------	-----------------	-------------	-----------------	-------------	-----------------	-------------	-----------------	-------------	-----------------	-----------	-----------------	-------------	-----------------	-------------	-----------------	-------------	-----------------	-------------	-----------------	-----------	-----------------	-------------	-----------------	-------------	-----------------	-------------	-----------------	-------------	-----------------	-----------	-----------------	-------------	-----------------	-------------	-----------------	-------------	-----------------	-------------	-----------------	-----------	-----------------	-------------	-----------------	-------------	-----------------	-------------	-----------------	-------------	-----------------	-----------	-----------------	-------------	-----------------	-------------	-----------------	-------------	-----------------	-------------	------------------	------------	------------------	--------------	------------------	--------------	------------------	--------------	------------------	--------------	------------------	------------	------------------	--------------	------------------	--------------	------------------	--------------	------------------	--------------	------------------	------------	------------------	--------------	------------------	--------------	------------------	--------------	------------------	--------------	------------------	------------	------------------	--------------	------------------	--------------	------------------	--------------	------------------	--------------	------------------	------------	------------------	--------------	------------------	--------------	------------------	--------------	------------------	--------------	------------------	------------	------------------	--------------	------------------	--------------	------------------	--------------	------------------	--------------	------------------	------------	------------------	--------------	------------------	--------------	------------------	--------------	------------------	--------------	------------------	------------	------------------	--------------	------------------	--------------	------------------	--------------	------------------	--------------	------------------	------------	------------------	--------------	------------------	--------------	------------------	--------------	------------------	--------------	------------------	------------	------------------	--------------	------------------	--------------	------------------	--------------	------------------	--------------	------------------	------------	------------------	--------------	------------------	--------------	------------------	--------------	------------------	--------------	------------------	------------	------------------	--------------	------------------	--------------	------------------	--------------	------------------	--------------	------------------	-------------	-------------------	---------------	-------------------	---------------	-------------------	---------------	-------------------	---------------	-------------------	-------------	-------------------	---------------	-------------------	---------------	-------------------	---------------	-------------------	---------------	-------------------	-------------	-------------------	---------------	-------------------	---------------	-------------------	---------------	-------------------	---------------	-------------------	-------------	-------------------	---------------	-------------------	---------------	-------------------	---------------	-------------------	---------------	-------------------	-------------	-------------------	---------------	-------------------	---------------	-------------------	---------------	-------------------	---------------	-------------------	-------------	-------------------	---------------	-------------------	---------------	-------------------	---------------	-------------------	---------------	-------------------	-------------	-------------------	---------------	-------------------	---------------	-------------------	---------------	-------------------	---------------	-------------------	-------------	-------------------	---------------	-------------------	---------------	-------------------	---------------	-------------------	---------------	-------------------	-------------	-------------------	---------------	-------------------	---------------	-------------------	---------------	-------------------	---------------	-------------------	-------------	-------------------	---------------	-------------------	---------------	-------------------	---------------	-------------------	---------------	-------------------	-------------	-------------------	---------------	-------------------	---------------	-------------------	---------------	-------------------	---------------	-------------------	-------------	-------------------	---------------	-------------------	---------------	-------------------	---------------	-------------------	---------------	-------------------	-------------	-------------------	---------------	-------------------	---------------	-------------------	---------------	-------------------	---------------	-------------------	-------------	-------------------	---------------	-------------------	---------------	-------------------	---------------	-------------------	---------------	-------------------	-------------	-------------------	---------------	-------------------	---------------	-------------------	---------------	-------------------	---------------	-------------------	-------------	-------------------	---------------	-------------------	---------------	-------------------	---------------	-------------------	---------------	-------------------	-------------	-------------------	---------------	-------------------	---------------	-------------------	---------------	-------------------	---------------	-------------------	-------------	-------------------	---------------	-------------------	---------------	-------------------	---------------	-------------------	---------------	-------------------	-------------	-------------------	---------------	-------------------	---------------	-------------------	---------------	-------------------	---------------	-------------------	-------------	-------------------	---------------	-------------------	---------------	-------------------	---------------	-------------------	---------------	-------------------	-------------	-------------------	---------------	-------------------	---------------	-------------------	---------------	-------------------	---------------	-------------------	-------------	-------------------	---------------	-------------------	---------------	-------------------	---------------	-------------------	---------------	-------------------	-------------	-------------------	---------------	-------------------	---------------	-------------------	---------------	-------------------	---------------	-------------------	-------------	-------------------	---------------	-------------------	---------------	-------------------	---------------	-------------------	---------------	-------------------	-------------	-------------------	---------------	-------------------	---------------	-------------------	---------------	-------------------	---------------	-------------------	-------------	-------------------	---------------	-------------------	---------------	-------------------	---------------	-------------------	---------------	-------------------	-------------	-------------------	---------------	-------------------	---------------	-------------------	---------------	-------------------	---------------	-------------------	-------------	-------------------	---------------	-------------------	---------------	-------------------	---------------	-------------------	---------------	-------------------	-------------	-------------------	---------------	-------------------	---------------	-------------------	---------------	-------------------	---------------	-------------------	-------------	-------------------	---------------	-------------------	---------------	-------------------	---------------	-------------------	---------------	-------------------	-------------	-------------------	---------------	-------------------	---------------	-------------------	---------------	-------------------	---------------	-------------------	-------------	-------------------	---------------	-------------------	---------------	-------------------	---------------	-------------------	---------------	-------------------	-------------	-------------------	---------------	-------------------	---------------	-------------------	---------------	-------------------	---------------	-------------------	-------------	-------------------	---------------	-------------------	---------------	-------------------	---------------	-------------------	---------------	-------------------	-------------	-------------------	---------------	-------------------	---------------	-------------------	---------------	-------------------	---------------	-------------------	-------------	-------------------	---------------	-------------------	---------------	-------------------	---------------	-------------------	---------------	-------------------	-------------	-------------------	---------------	-------------------	---------------	-------------------	---------------	-------------------	---------------	-------------------	-------------	-------------------	---------------	-------------------	---------------	-------------------	---------------	-------------------	---------------	-------------------	-------------	-------------------	---------------	-------------------	---------------	-------------------	---------------	-------------------	---------------	-------------------	-------------	-------------------	---------------	-------------------	---------------	-------------------	---------------	-------------------	---------------	-------------------	-------------	-------------------	---------------	-------------------	---------------	-------------------	---------------	-------------------	---------------	-------------------	-------------	-------------------	---------------	-------------------	---------------	-------------------	---------------	-------------------	---------------	-------------------	-------------	-------------------	---------------	-------------------	---------------	-------------------	-----

Members will note that on page 12 of this Newsletter is the Notice of our 19th Annual General Meeting.

Included in the Agenda of that meeting is the line "To elect office bearers for the ensuing year".

As can be seen from the list on the front page of this Newsletter we have a lot of positions open to members. Our Club only exists and prospers as a result of the members putting not only their names down to act in one or more of these positions but also rolling up their sleeves and physically getting involved in your Club's day to day activities.

The Club needs you!

The responsibility of the running of the Club is in the hands of the President, Vice President, Secretary, Treasurer and three ordinary elected members (The Committee) but lets for this missive call this Group the "Executive". However the Executive must operate the Club in the best interests of members and to this end we have a number of support rolls such as Welfare, First Aid, etc. as well as a number of Sub Committees that are essential in making our Club work smoothly. Why not join one of the Sub-Committees or any of the other positions.

PROJECTS SUB-COMMITTEE: *This committee of 8 members is arguably the most important Sub-Committee of the Club. It is the Sub-Committee that drives the woodwork we all enjoy doing. Firstly it must provide a detailed program each November of what the Club will endeavour to do in the ensuing year. Once this is accepted by the Club this Sub-Committee will then be responsible for organising each of the Maxidays and Club days including but not limited to each days program, who and what will be conducting the day and the equipment and wood needed for the day.*

CATERING SUB-COMMITTEE: *Now here is the Sub-Committee of 5 that we all know. They feed and water us on Maxidays and provide morning and afternoon teas on all Club days. Apart from this they maintain the kitchen and our food and drink supplies.*

EQUIPMENT & TRAINING SUB-COMMITTEE: *This Sub-Committee of 6 members has the responsibility for maintaining, cleaning and security of the Club's many thousands of dollars of equipment to ensure that it is ready and available for use by members on all Club days. This maintenance includes ensuring all cutting blades are sharp, all filter and dust collecting systems are regularly cleaned and all equipment is in safe working order. It is also responsible for ensuring the equipment needed for our activities is ready for use by our presenters. Another responsibility of this Sub-Committee is to organise training on each item of equipment and ensure all members are competent in operating equipment safely.*

PROPERTY MAINTENANCE SUB-COMMITTEE: *This Sub-Committee of 6 members has the responsibility for maintaining, cleaning and security of the Club's workshop and surrounds. If we do not have a roof over our heads we do not have a Club. This Sub-Committee is also responsible for ensuring the removal of waste and maintaining the tidiness of the workshop and setting up of the Workshop for special days and Maxidays.*

TOYMAKING SUB-COMMITTEE: *This Sub-Committee of 8 members has, as the name implies, responsibility for organising our Club's making, of toys, music and play therapy items and liaise with the Charities our Club supports.*

EXHIBITIONS SUB-COMMITTEE: *This Sub-Committee of 6 members has, as the name implies, responsibility for organising our Club's participation in local Fairs such as the Gynea Village Fair, The Imb Community Classic etc. and Bunnings Sausage Sizzles.*

As you can see it is not too onerous. In fact it is a lot of fun. So be in it.

MEMBER OTHER CURRICULAR ACTIVITIES—David Whitney

"Yes, I do have other interests besides woodworking. I have been with N.S.W. Marine Rescue for about 6 years now and although I am not active on the water I am part of the maintenance team (the designated painter!) at Hungry Point, Cronulla. Our principal reason for being is for the preservation of life and property on lakes, rivers and at sea. This can range from a simple boat tow (flat batteries or lack of petrol) to recoveries of vessels in situations where there is the imminent prospect of loss of life (maydays). We are trying to extend our services to the public by increasing our availability hours and this can only be done by increasing our member numbers for both boat and radio room duties. With the assistance of our state government we are now able to upgrade facilities and jetties; obtain new operational and training equipment and materials and embark upon a plan of recruitment so that all of our state bases can give the best possible service to our communities."



SHOW & TELL JUNE 2017



VP Malcolm presented this cross cut sled for his Triton Workcentre and advised "I was interested in the best way to cut small panels true and square on my Triton workcentre (ex SWW machine). I searched the web and found an article by Bob Jager (<https://sites.google.com/site/bobjager/woodwork>). The article can be downloaded and was part of publication from the Triton Woodworkers Club. This seemed to meet my need so I began gathering materials for the project.

I followed the article pretty closely. If you want to know the details of the construction process then you can check out the link above. I had to have a couple of attempts at fitting the runners as it is tricky getting them to run snugly on the outside of the table whilst eliminating any 'slop' but I eventually succeeded. I sealed the sled with a coat of shellac. The article specified sliding dovetail slots on the sled fences with triton bolts in the slot. This was because the author couldn't source T-track in Tasmania. I used T-track from McJings. Also the blade guard was screwed between the fences whereas I used aluminium channel to hold the polycarbonate dust shield. It can be removed easily that way.

I've used the sled many times since building it e.g. for small parts for my plank competition and for cutting small plywood panels. It all seems square to me!! In using the sled I feel safe! I've used the sled many times instead of my drop saw.

I've included some extra photos of the sled for your info. I can recommend the sled to you and give all credit to the author/designer, Bob Jager."



At the May Maxiday Terry Murphy showed, in part, some of his turning skills with a partly completing a

lidded box. Well he has now completed it as seen in the photo at right.

One may also remember a couple of months ago a bowl made by Jan Westerhof had an accident on its way to the Club when an edge of the bowl broke out. Well Terry took it under his wing and corrected the bowl by converting it to a platter as seen in photo at right.



While talking of turned bowls our man from Tahmoor, Jan Westerhof again showed a square edged bowl. This time it did not happen to have an accident

on the way to Lilli Pilli.

Jan advised following

a question from member on how he sanded the spinning bowl on the lathe.

Jan responded "carefully" keeping your fingers well clear of the turning corners.



At our May Maxiday Ray Tregoning cut out a bandsawn box.

At our June Maxiday he presented this box with its surfboard elements. Looking at this beautiful box makes one wishing to have a go at these variable pattern boxes. The surfboard embellishments adds a nice touch.

SHOW & TELL JUNE 2017

Peter presented two items pictured and advised "After having made some custom tables for home, my sister-in-law asked for one as well. She gave me the dimensions, so I made a full size prototype using corflute - the plastic version of corrugated cardboard as used for Real Estate signs and election posters.



The prototype was held together with gaffer tape and was used by her for several weeks. "A little bit taller", "move the shelf down a bit" and a few other minor changes were made to the corflute prototype and then onto the real thing. The table used SELEX LAMINATED PINE FJ CLEAR PANEL from Bunnings (\$32 for 1800mm x 450mm x 18mm thick). The edges were all trimmed up using a rounding bit on a router table, while the pieces were fixed together with biscuits.

It was finished with WATTYL SANDING SEALER followed by several coats of CABOT'S CABOTHANE CLEAR.

Clamp box.

"The easiest way to lose something is not to have a place to store it."

Last year I made a box to hold 12 small "one handed bar clamps" and found it useful to both store the clamps and also as a way to make sure that I had them all. I had recently purchased 8 corner clamps so another box seemed to be called for.

The inner spacers and dividers were assembled first, then the box build around them. Box edges are 19mm pine from Bunnings and 7mm plywood top and bottom. The edges of the top and bottom were rebated to provide a lip, where the top of the box overlapped the bottom by about 2mm. This was done by a router bit with a follower, which provided a rebate of 9.5mm. This rebate is good for joining two pieces of wood, but extra clearance was required for a suitcase, so the bottom of the case was further routed with a standard router bit and a fence.

Hardware is from McJings at Yagoonga.



Michael presented this neat improvement to drill press handles and advised "The show and tell item was about:

1. Loose/wobbly drill press lever/handle arms where they screw into the base of the lever handle hub. I discovered a method on Youtube that can overcome this. You obtain a nut for each lever arm that will screw onto the threaded end of the lever arm. In my drill press it is 1/2 inch whitworth thread. You unscrew the lever arm from the lever hub. You then screw the nut onto the thread until it won't go any further. You then screw the lever arm back onto the lever hub and make it as tight as possible. You then tighten the nut back towards the lever hub. You tighten the nut securely (but don't over tighten). The lever arm will now be rock solid with the lever hub. It acts as a stop nut. No wobble and dependable when using the drill. I have attached a couple of photos that show what I mean.



2. I wasn't happy with the flimsy small plastic knobs (that are provided as the handles when you purchase a drill press). They were always coming loose and falling off the lever arms. I decided I would turn some wood handles that are much larger than the plastic handles to replace them. I obtained some old chairs that a neighbour was throwing out on the clean up. They had "made in Yugoslavia" stamped on the underside of the chairs. They had legs that were already turned in a round shape. I then turned on my wood lathe 3 handles for the lever arms. After I had turned the handles on the lathe to the desired length and thickness, I drilled a hole in the middle of the handle. I used a 20 mm Forstner bit on the drill press to do this. I then obtained from Bunnings 3 half inch coupling nuts and cut them to the desired length with a thin metal cutting blade on an angle grinder. I then ground down the angled sides a little so that they would fit into the hole in the turned handles. I then mixed some Araldite to smear on the coupling nuts and placed them into the hole in the handles. After the Araldite had set properly I sanded the handles with 3 grades of sandpaper. I put a coat of Shellac on the handles to try and limit any blotches when I stained the handles. I used a fine sandpaper to sand down the shellac a little. At this stage I intend to use a mahogany or walnut water based stain and finish with a couple of coats of polyurethane."

If you would like to receive this
Newsletter please email the editor at
shirewoodworking@bigpond.com
or if you have an article that you think would be suitable
for publication in this newsletter your Editor should be
pleased to receive it.

WHAT'S ON!

Saturday, 8 July, 2017

MAXIDAY

LAGUNA BAND SAW NEW BLADE

Demonstration

TIMBER SPECIES & their uses

DRYING WOOD

WOOD SELECTION

DREMEL DEMONSTRATION

SHOW & TELL

Tuesday, 11 July, 2017

Club Day, Lilli Pilli Workshop

Wednesday, 12 July, 2017

Club Day, Lilli Pilli Workshop

Saturday, 15 July, 2017

Club Day, Lilli Pilli Workshop

Tuesday, 18 July, 2017

Club Day, Lilli Pilli Workshop

Wednesday, 19 July, 2017

9:00am Club Day, Lilli Pilli Workshop

7:00pm Woodcarvers meeting

Thursday 20 July, 2017

Workshop Clean up Day

Saturday, 22 July, 2017

Club Day, Lilli Pilli Workshop

Tuesday, 25 July, 2017

Club Day, Lilli Pilli Workshop

Wednesday, 26 July, 2017

Club Day, Lilli Pilli Workshop

Thursday 27 July, 2017

Toymaking, Lilli Pilli Workshop

Saturday, 29 July, 2017

Club Day, Lilli Pilli Workshop

Tuesday, 1 August, 2017

Club Day, Lilli Pilli Workshop

Wednesday, 2 August, 2017

Club Day, Lilli Pilli Workshop

Saturday, 5 August, 2017

Woodcarvers meeting

Tuesday, 8 August, 2017

Club Day, Lilli Pilli Workshop

12: 30PM Committee Meeting

Wednesday, 9 August, 2017

Club Day, Lilli Pilli Workshop

Saturday, 12 August, 2017

MAXIDAY

ANNUAL GENERAL MEETING

MARQUETRY, INLAYS & INTASIA

SHOW & TELL

Tuesday, 15 August, 2017

Club Day, Lilli Pilli Workshop

Wednesday, 16 August, 2017

9:00am Club Day, Lilli Pilli Workshop

7:00pm Woodcarvers meeting

Saturday, 19 August, 2017

Club Day, Lilli Pilli Workshop

Tuesday, 22 August, 2017

Club Day, Lilli Pilli Workshop

PRESIDENT'S REPORT

There was considerable activity during June that saw the Swish Table for Vision Australia near completion along with the completion of 19 frames for Randwick Children's Hospital. The Swish Table is now receiving the finishing coats of polyurethane and later in July will be delivered to the Caringbah office of Vision Australia. Ray Tregoning led a willing team of helpers on this project and the result is a fine piece of woodworking that will be used by the vision impaired for many years to come. Our club has again demonstrated that it can provide a unique service to other charities by using our combined skills.

Unfortunately we were unsuccessful with our application for a grant from The Shire Community Foundation to fund the purchase of a Festool Domino and Festool vacuum system for our club. This would have been a valuable addition to our club and the purchase of one of these machines will remain as a desirable acquisition. There were many deserving recipients of grants throughout the Shire and when the opportunity to apply for future grants arises, if we have a project we will reapply.

Our club is pleased to be associated with Youth Frontiers where we will help mentor a young De La Salle student during a limited period making a toy for The Children's Hospital. The student, Spencer Ramsay will be at the club for a one hour period per week over the next two months and will document his work as part of a school project. This is an excellent program and I look forward to our members interacting with this young man.

The club has purchased a Tungsten Carbide tipped resaw blade for the Laguna bandsaw. This blade has a very thin kerf and is designed especially for cutting thin veneers. The initial trials with this blade are impressive producing a very rapid cut with a resultant smooth face on the cut timber. Please ensure that the blade is removed from the machine when your cutting is completed and a normal blade then installed on the Laguna. If treated with care this blade should last for many years.

In July we are going to have a working bee clean up day where the club will have a spring clean and dispose of excess items that we tend to accumulate. Any members who can spare a few hours will be welcome.

Happy and safe woodworking.

Ian Rudd, President

**Shire
Woodworking
Club**

Shire Woodworking Club Inc.

ABN 15 974 163 667

NOTICE OF 19th ANNUAL GENERAL MEETING

The Nineteenth Annual General Meeting of the Shire Woodworking Club Inc. will be held

At: The Workshop, 2B Turriell Bay Road, Lilli Pilli 2229
 On: Saturday 12 August 2017
 At: 10.00 am.

AGENDA

- To confirm the Minutes of the 18th Annual General Meeting held 13 August 2016.
- To receive the President's Report for the year ended 30 June 2017.
- To receive the Financial Report for the Club for the year ended 30 June 2017.
- To elect office bearers and ordinary committee members for the ensuing year.
- To consider any other matter which may lawfully be brought to the meeting.

By Order **Graham D. Ethell, Secretary**

8 July 2017